



---

# ST. THOMAS COLLEGE, PALAI

---

ANALYSIS REPORT ON STUDENTS' FEEDBACK 2016 – 2017

ON

- (a) Syllabus and its Transaction at the Institution  
&  
(b) General Aspects of the Institution



## **Analysis Report on Students' Feedback 2016 – 2017 on Syllabus and its Transaction at the Institution**

The student feedback was an attempt by the institution to scrutinise the efficacy of syllabus transaction and the overall efficiency of the teaching-learning process. More than ninety percentage of the students strongly agreed to the fact of the syllabus being explained at the beginning of the course. Regarding the capability of the syllabus in meeting global and industrial needs, three fourth of the respondents were happy while around twenty- three percentage had their reservations. Most of the students were satisfied with the institutional practice of explaining the grading criteria of the course by the teachers. Majority of the students agreed to the fact that assignments were related to the syllabus of the course. Students were divided among themselves regarding the timely completion of the syllabus, still seventy- seven percentage of the students had no complaint about it.

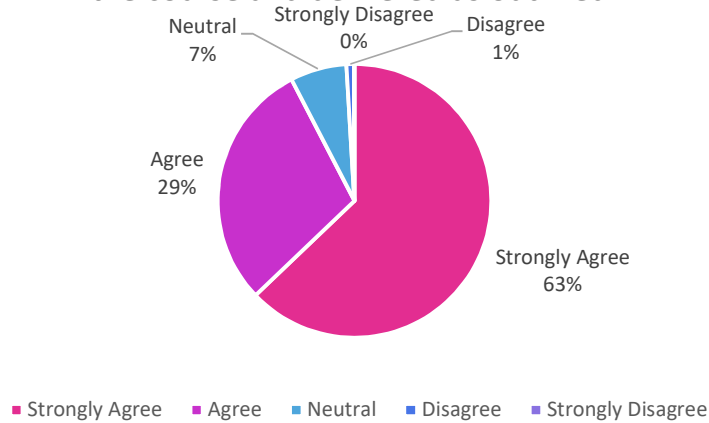
Question	Strongly Agree	Agree	Neutral	Disagree	Strongly Disagree
The Syllabus was explained at the beginning of the course and delivered as outlined.	62.86	29.52	6.67	0.95	0.00
The Syllabus was in line with global and industry needs/ employability.	32.38	44.76	19.05	2.86	0.95
Teachers explained the credit/grading criteria of the course syllabi.	54.29	37.14	7.62	0.00	0.95
Projects/Assignments were related to the syllabus of the course.	60.95	34.29	3.81	0.00	0.95
The timely completion of Syllabus.	38.10	48.57	12.38	0.00	0.95

\*All figures are in percentage

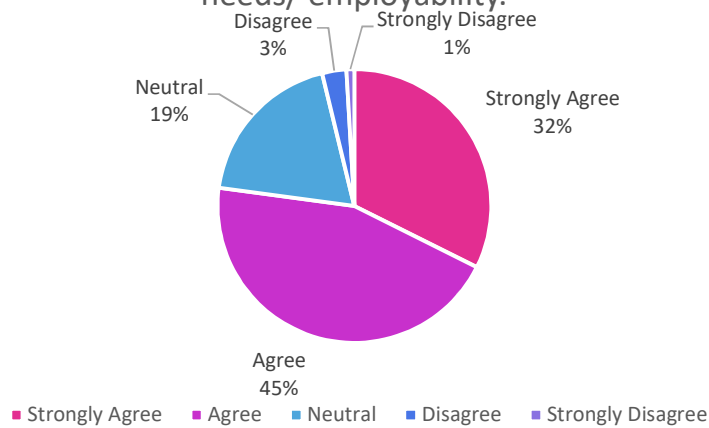


  
Principal


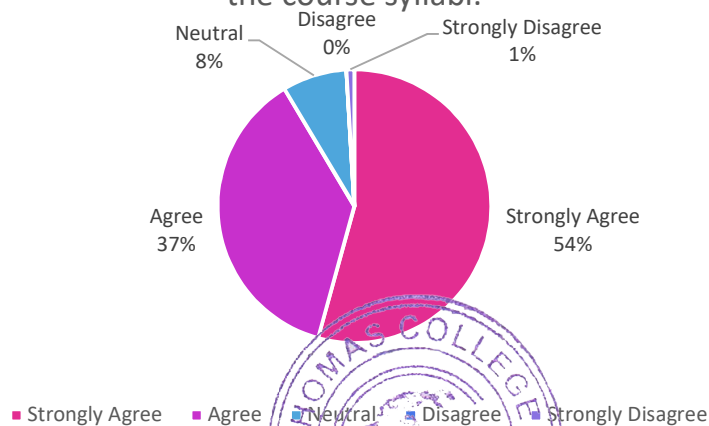
The Syllabus was explained at the beginning of the course and delivered as outlined.



The Syllabus was in line with global and industry needs/ employability.

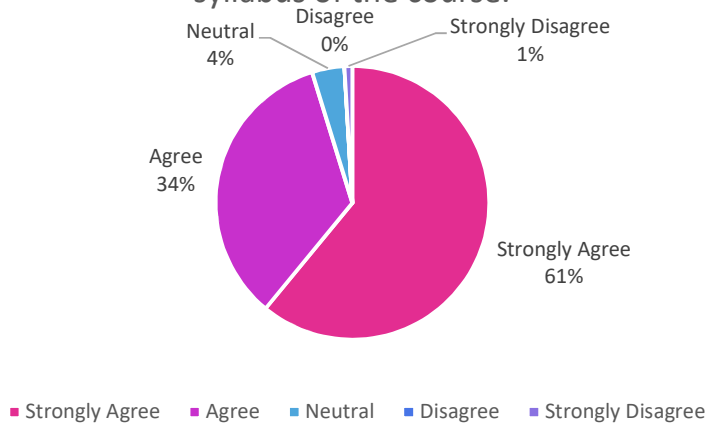


Teachers explained the credit/grading criteria of the course syllabi.

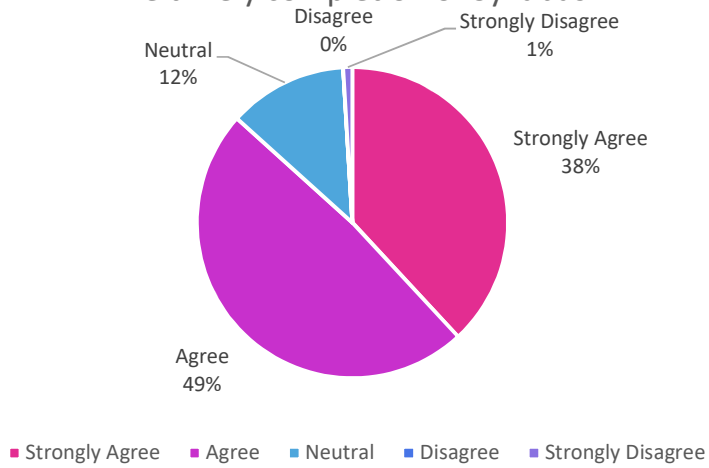


*[Handwritten Signature]*  
Principal

### Projects/Assignments were related to the syllabus of the course.



### The timely completion of Syllabus.




  
Principal

## **Analysis Report on Student's Feedback 2016 – 2017 on General Aspects of the Institution**

The latter part of the feedback focusing on ten questions was intended to measure the efficiency of course outcome in correspondence with student satisfaction. While four- fifth of the students expressed their satisfaction with the internal examination mechanism, barely one percentage of the students were not happy with it. Regarding the transparency of the evaluation system most of the students answered in the affirmative. When ninety- two percentage of the students agreed that the labs and classrooms were well maintained, a negligible percentage of the students felt it otherwise. Most of the students expressed their apprehension regarding the timely completion of examination and declaration of results by the University. More than ninety percentage of the students were satisfied with the learning resources provided by the institution, while seventy- seven percentage of the students voiced their satisfaction about the extracurricular activities of the institution. Only a few students were unhappy about the infrastructural facilities of the institution. Most of the students were happy about the service rendered by the administrative and library staff. Very few students had disagreement with the fact that the college was an eco- friendly one. More than half of the students felt that the institution was successful in inculcating values like sustainable development and eco-consciousness.

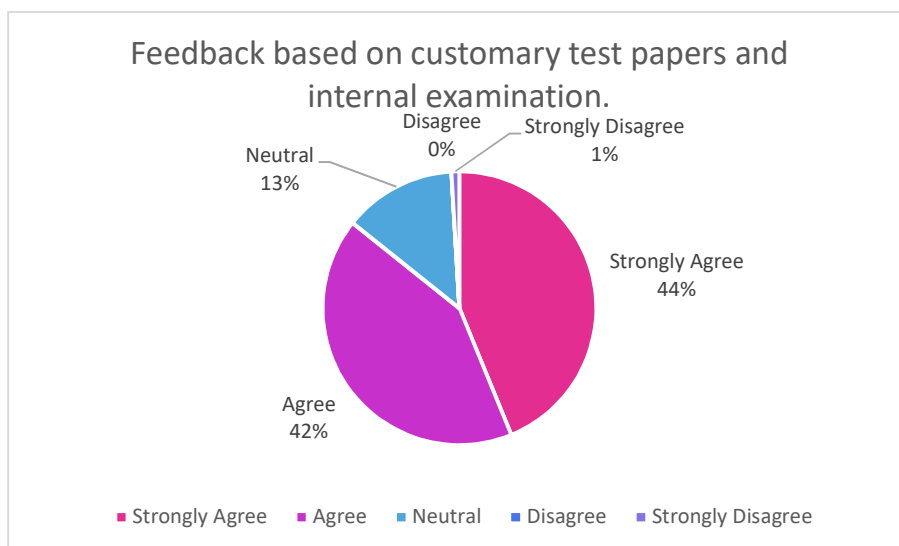
Question	Strongly Agree	Agree	Neutral	Disagree	Strongly Disagree
Feedback based on customary test papers and internal examination.	43.81	41.90	13.33	0.00	0.95
Evaluation process was transparent and unbiased.	54.29	35.24	7.62	0.95	1.90
Classrooms/labs were well maintained.	55.24	37.14	6.67	0.00	0.95



*[Handwritten Signature]*  
Principal

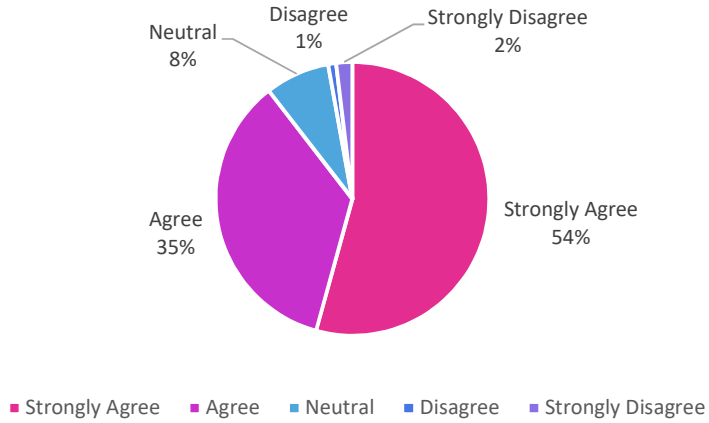
Timely completion of the examination and declaration of results by the University.	25.71	34.29	25.71	7.62	6.67
The course was supported by adequate learning resources (including library/laboratory).	66.67	31.43	1.90	0.00	0.00
Provide adequate time and space for extracurricular activities .	40.95	37.14	16.19	4.76	0.95
The Infrastructure provided was adequate.	57.14	35.24	6.67	0.95	0.00
Administrative and library staff was supportive.	57.14	35.24	6.67	0.00	0.95
Green and Eco-friendly Campus.	76.19	19.05	2.86	1.90	0.00
Inculcation of values like sustainable development and eco-consciousness.	28.57	49.52	18.10	2.86	0.95

\*All figures are in percentage

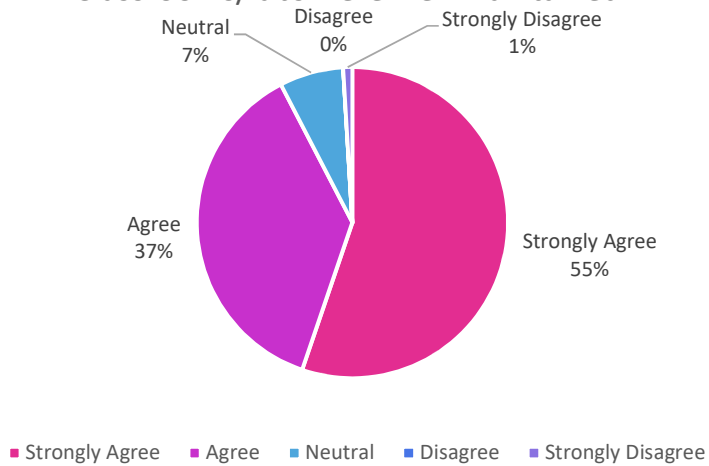


*[Signature]*  
Principal


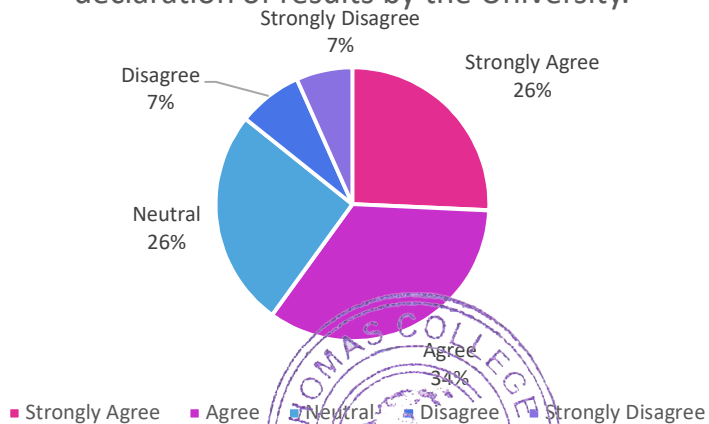
Evaluation process was transparent and unbiased.



Classrooms/labs were well maintained.

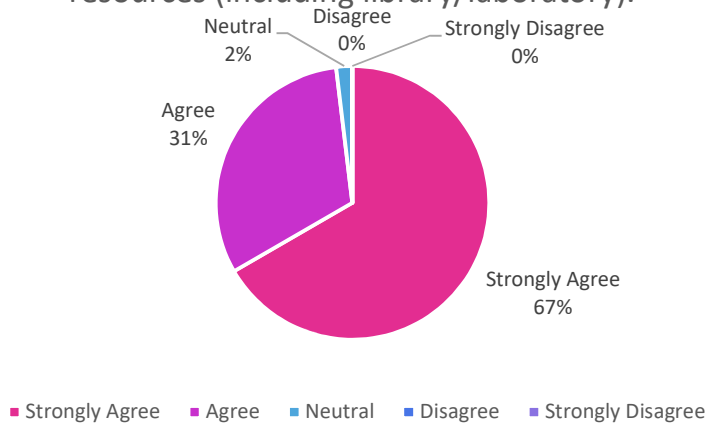


Timely completion of the examination and declaration of results by the University.

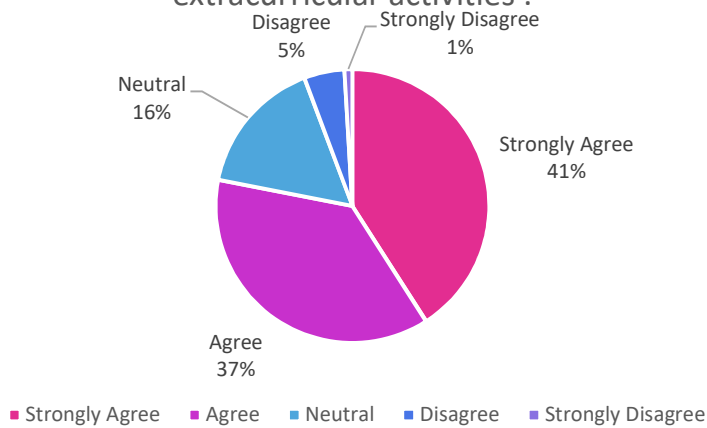


*[Signature]*  
Principal


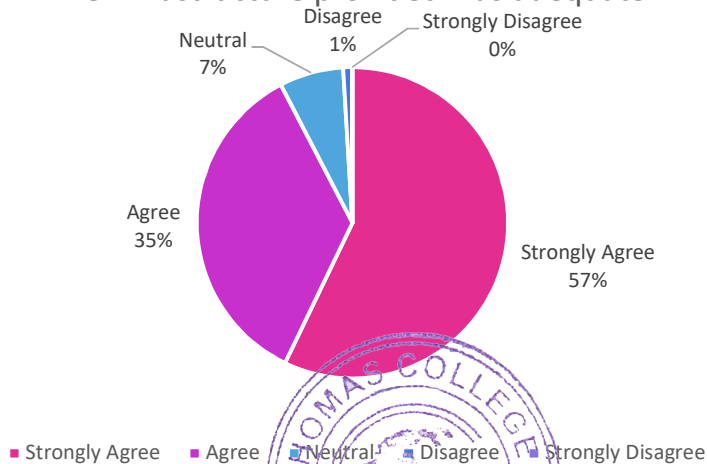
The course was supported by adequate learning resources (including library/laboratory).



Provide adequate time and space for extracurricular activities .

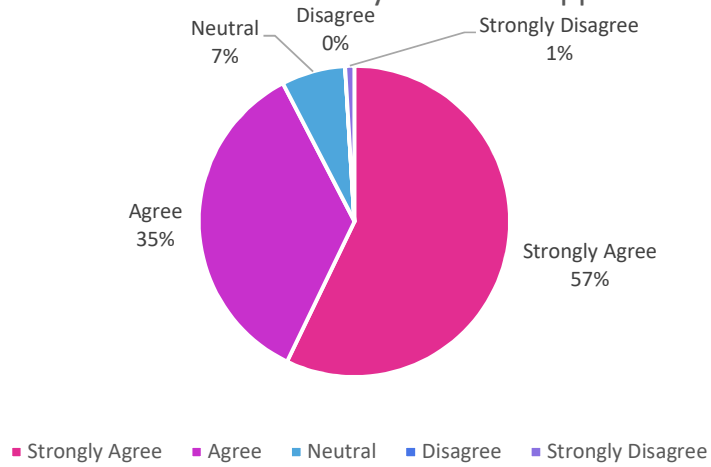


The Infrastructure provided was adequate.

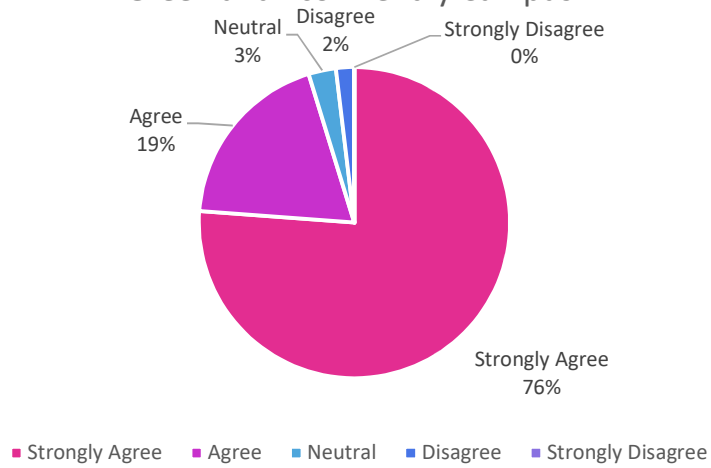


*[Handwritten Signature]*  
Principal

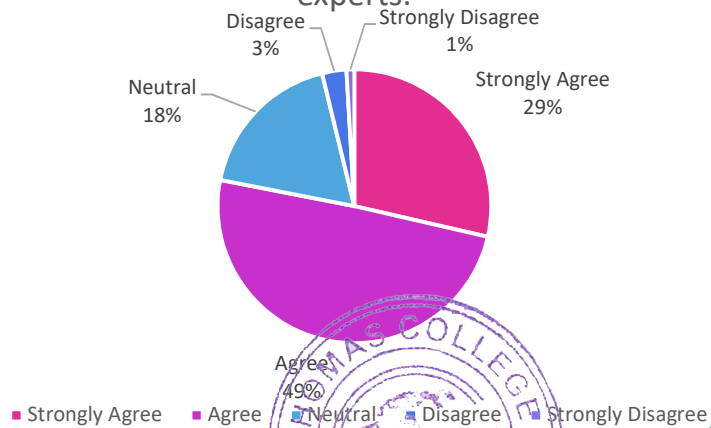
### Administrative and library staff was supportive.



### Green and Eco-friendly Campus.



### Frequent Interaction with external subject experts.



*[Signature]*  
Principal

## Conclusion

The student feedback was satisfying with most of the students being happy about the different dimensions of the syllabus. The feedback proved that the students were content with the general aspects of the college. They had a little apprehension about the timely publication of results.



  
Principal